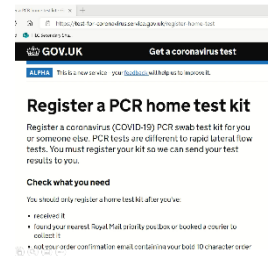


How To Register Your PCR Test

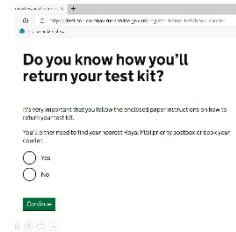
It is vital that you register your PCR test. Please follow the guidance below to register correctly. We have also created a step-by-step video which is available on the school website.

1. Go to the following website:

<https://test-for-coronavirus-service.gov.uk/register-home-test>

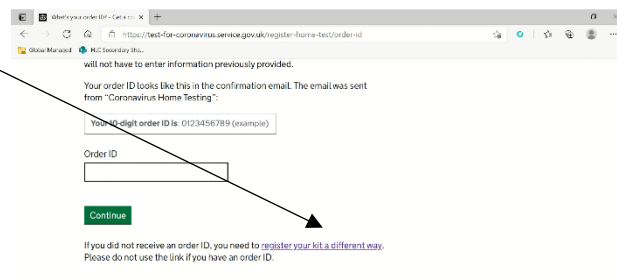


2. “Do you know how you’ll return your test kit?” – **CLICK YES**

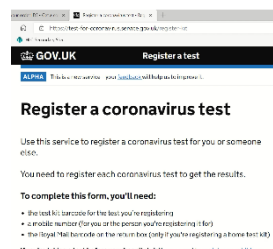


3. Order ID – you do not have an order ID. Scroll to the bottom of this section and find the statement shown here:

Click on “register your kit a different way”



4. You will be taken to a new web page:



5. You will need in front of you:

- a. The test kit bar code – you will find this on the test tube and stuck to the front of the step-by-step guide.
- b. A mobile number – for the result to be sent to
- c. The Royal Mail bar code on the cardboard return box. The bar code is found on the lilac label

6. Follow through all of the next questions. And then save your responses.